





So....your agency is interested in obtaining access to the Vehicle Probe Project Data? Now what do you do?

VPPII Quick Start Sheet

First, check to see if the roads in which you are interested are covered by the VPP. Contact Karen Swick (UMD) at kswick@umd.edu to find out. Then, apply the following steps to gain access to ANY data within the VPP.

NOTE: YOU CAN ACCESS DATA FROM OTHER JURISIDCITONS WITHOUT COST. ONCE ANY DATA IS PURCHASED IN THE COALITION, EACH MEMBER HAS FULL RIGHTS TO ACCESS AND USE.

Step 1	Step 2
<p>Not a member of the I-95 Corridor Coalition? You first need to become one.</p>	<p>Execute a Data Use Agreement to use the Vehicle Probe Project Data</p>
<p>Send an e-mail to Trish Hendren requesting membership in the I-95 Corridor Coalition (please copy Patty Reich). Eligibility requirements are provided on the Member Eligibility section of the Coalition website. You will receive a response in less than one week.</p> <p>Dr. Trish Hendren, Executive Director I-95 Corridor Coalition phendren@i95coalition.org</p> <p>Patty Reich preich1@umd.edu</p> <div style="text-align: center; margin-top: 20px;">  </div>	<p>A DUA is available on the Coalition website at the Vehicle Probe Project Page or from the link below</p> <p>Note: Signing the DUA does NOT commit you to purchasing data – it simply extends the data license to your jurisdiction. Click here for the VPPII DUA Rev 9</p> <p>Completed DUAs should be submitted to Karen Swick (UMD) at kswick@umd.edu. Processing of DUAs could take up to 2 weeks.</p> <p>Questions regarding VPP contracts or DUAs should be sent to Kathy Frankle.</p> <div style="text-align: center; margin: 20px 0;">  </div> <p>NOTE: Vendors will need to verify your completion of Step 2 prior to agency receiving access. (This is not immediate as it requires staff verification.)</p>






Please note that Steps 1 & 2 need to be completed only once per organization.

Please note that universities and consultants are not eligible for Coalition membership. Universities and consultants working for a Coalition member on a project requiring access to the VPP, may be granted access for that specific project. Please work with your agency to obtain the needed approval and complete Attachment A along with the Data Use Agreement.



**So....now that I have a Signed Data Use Agreement, what do I do?
Access the Real-time Data? Access the VPP Suite for Performance Measures? Both?**

VPPII Quick Start Sheet

If you want to Access Real-time Data <u>only</u> , here's how:	If you want Access to Archived Data and Performance Measurement Tools, here's how:
<p>These steps will allow you to gain access to the vendor/s monitoring site and data feeds (Note this is vendor specific):</p>	<p>These steps will allow you to gain access to RITIS & the VPP Suite tools:</p>
<p>For INRIX: Go to the INRIX monitoring site and create an account. INRIX will verify that your agency has executed a DUA for the VPP and send you access information via email within 2 business days. Download the VPPII Interface Guide for INRIX for more information on real-time data feed integration. Questions for INRIX? Contact Rick Schuman at 407-298-4346 or rick@inrix.com. </p>	<ol style="list-style-type: none"> 1) First, create a RITIS account – you will need to create a RITIS account through this link to gain access to RITIS and/or the VPP Suite. 2) After you have requested an account, the UMD's CATT Lab will verify your information and send you an email with your login credentials. These credentials will enable you to access <u>both</u> RITIS and the VPP Suite. 3) You are now able to Login to the VPP Suite or the RITIS website. <p>You are encouraged to view these video tutorials of the VPP Suite.</p> <p>Please contact vpp-support@ritis.org with any questions regarding the VPP Suite.</p> <div style="display: flex; justify-content: space-around; align-items: center;"> <div style="text-align: center;">  <p><small>Real-time Data, Situational Awareness & Analytics Platform</small></p> </div> <div style="text-align: center;">  <p>VPP Suite</p> </div> </div>
<p>For HERE: To obtain information on their monitoring site or project interface guide, or if you have any other questions, contact Terri Johnson at 570-470-4075 or terri.johnson@here.com. </p>	
<p>For TomTom: To obtain information on their monitoring site or project interface guide, or if you have any other questions, contact Mark Dykstra at 800.331.7881 x13277 or mark.dykstra@tomtom.com. Download the VPPII Interface Guide for TomTom for more information on real-time data feed integration. </p>	
<p>Please note that the steps listed above for access to data or the VPP Suite will need to be completed for <u>each person</u> within the organization who is seeking access. (Time for subsequent applications will be less.)</p>	